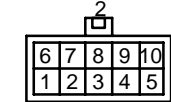
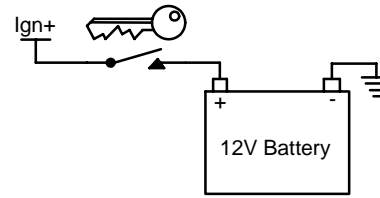


Lexus A343E ECU Mag V 20.0

File Name: Lexus A343E ECU Mag V 20.0

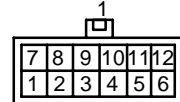
Harness Required: G05 & G06

Last Changed: 06/05/2011



Harness Pin View

1.	Blue	Gearbox
2.	NC	
3.	Red	Gearbox
4.	NC	
5.	Blue	Mode LED +
6.	Green	Gearbox
7.	NC	
8.	Yellow	Gearbox
9.	Brown	+12V Relay Supply
10.	Red	Lock-Up LED +

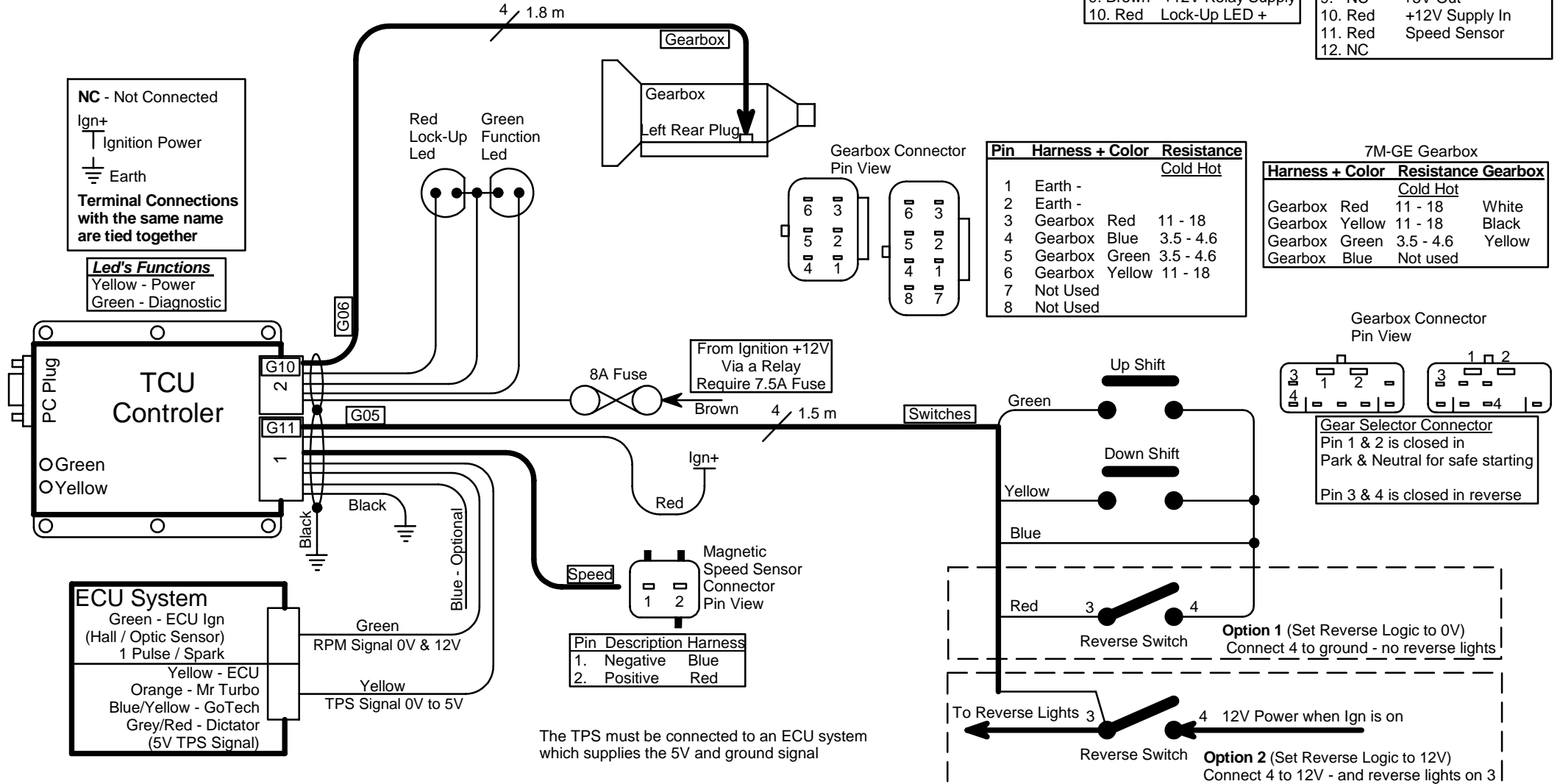


Harness Pin View

1.	Yellow	Down Shift Button
2.	Yellow	TPS Signal 0V to 5V
3.	Blue	Map Signal 0V to 5V
4.	NC	
5.	NC	
6.	Green	RPM Pulse
7.	Green	Up Shift Button
8.	Red	Reverse Signal
9.	NC	+5V Out
10.	Red	+12V Supply In
11.	Red	Speed Sensor
12.	NC	

NC - Not Connected
 Ign+ Ignition Power
 Earth
Terminal Connections with the same name are tied together

Led's Functions
 Yellow - Power
 Green - Diagnostic



Gearbox Connector Pin View

6	3
5	2
4	1
8	7

Pin	Harness + Color	Resistance
		Cold Hot
1	Earth -	
2	Earth -	
3	Gearbox Red	11 - 18
4	Gearbox Blue	3.5 - 4.6
5	Gearbox Green	3.5 - 4.6
6	Gearbox Yellow	11 - 18
7	Not Used	
8	Not Used	

7M-GE Gearbox

Harness + Color	Resistance	Gearbox
	Cold Hot	
Gearbox Red	11 - 18	White
Gearbox Yellow	11 - 18	Black
Gearbox Green	3.5 - 4.6	Yellow
Gearbox Blue	Not used	

ECU System

Green - ECU Ign (Hall / Optic Sensor)	1 Pulse / Spark
Yellow - ECU	
Orange - Mr Turbo	
Blue/Yellow - GoTech	
Grey/Red - Dictator (5V TPS Signal)	

The TPS must be connected to an ECU system which supplies the 5V and ground signal